

IRIS resources are freely available for use in all course-delivery types: face-to-face, online, flipped, or hybrid. This handout offers tips for how to use them in your courses.

IRIS Resource Locator

- Explain the purpose of IRIS — to provide educators with evidence-based practices (EBPs) and frameworks for teaching all students, especially struggling learners and those with disabilities.
- Emphasize that resources have been developed and reviewed by experts in the field.
- Show or assign the “[Navigating the IRIS Resource Locator](#)” video.
- Note that students can narrow searches in the IRIS Resource Locator by topic area or resource type (e.g., modules, fundamental skills sheets, case studies).
- Inform students that IRIS materials can be used throughout their careers.

IRIS Resource Locator


SORT BY: TOPIC RESOURCE TYPE MODULE ELEMENT

- Modules (60)
- Case Studies (15)
- Fundamental Skill Sheets (8)
- Activities (114)
- Information Briefs (105)
- Interviews (28)
- Video Vignettes (61)

STAR Legacy Modules

- Explain the five-component cycle. Show the “[Navigating an IRIS STAR Legacy Module](#)” video or work through a module together.
- Highlight the estimated completion time and use of the Module Outline to preview content or take notes.





Evidence-Based Practices (Part 2): Implementing a Practice or Program with Fidelity
 This module, the second in a series of three, discusses implementing an evidence-based practice or program with fidelity (est. completion time: 1 hour).

[Show Available Elements](#)
[Download Module Outline](#)

- Demonstrate closed caption and transcript options for videos and audios.
- Show the Challenge video and then activate prior knowledge by discussing the Initial Thoughts questions in whole or small groups.

- Have students complete the Perspectives and Resources pages as an independent homework assignment.
- Have students complete the Revisiting Initial Thoughts questions on the Wrap Up to compare their current thoughts to their initial thoughts.
- Enter the Assessment questions into your course management system. (Reminder: Answers cannot be entered on the IRIS website).
- Have students complete a module of choice to meet a need or answer a question.
- Assign specific module(s) to practicum students or student teachers to address an issue.
- Use module(s) to train supervisors of field experiences.

Case Studies

- Assign STAR Sheets as homework in preparation for completing cases during class.
- Assign partners to find three take-away ideas from the STAR Sheets.
- Complete a Level A case with the whole group; assign Level B or C cases to small groups or as independent work based on

students’ levels of experience or expertise.

- Use case studies or STAR Sheets to solve real-life challenges in field experiences.
- Share STAR Sheets with mentoring teachers or general educators.
- Share STAR Sheets with students who are struggling in field placements.

Fundamental Skill Sheets, Activities, Interviews, & More


- ▶ Select IRIS Activities or Fundamental Skill Sheets to introduce a topic, as an ice breaker, or for independent work.
- ▶ Have students listen to IRIS Interviews to introduce them to nationally recognized experts.
- ▶ Use Information Briefs to direct students to information from other trusted sources.
- ▶ Assign Fundamental Skill Sheets to show implementation of EBPs.
- ▶ View Video Vignettes to show implementation of EBPs and promote awareness of individuals with disabilities and their families.
- ▶ Have students use the **Film Tool** and **Children's Book Tool** to learn more about media portrayals of disability.

IRIS Online Tools

- ▶ Encourage students to use the **IRIS Glossary** to learn education and disability related terms and show them that glossary terms are hyperlinked in modules.
- ▶ Demonstrate how to access the **IRIS High-Leverage Practices Alignment Tool** to identify the four HLP topic areas and find resources that address each of them.

Resources for Faculty: Wraparound Resources, Planning Forms, & More

- ▶ Use **Wraparound Resources** to extend and deepen the information included in IRIS Modules and Case Studies.
- ▶ Use **Coursework Planning Forms** to strategically integrate IRIS resources into individual courses or the overall curricula.
- ▶ Use the **Standards** tool to align resources with the licensure and content standards for CAEP, CEC, DEC Recommended Practices, and InTASC.




Coursework Planning Form: Faculty
Addressing Behavior and Classroom Management across Courses

Directions: In the top row, provide the number and name for each course in your program that addresses the topic. Provide the semester the course is taken. Put an X in the cell to indicate what resources will be used in each course. Once completed, ensure there is no overlap in resources across programs (unless intentional). Additionally, ensure there is not an overload of IRIS activities across courses offered in the same semester.

	Course Name and Number; Semester				
Modules					
Addressing Challenging Behaviors (Part 1, Elementary): Understanding the Acting-Out Cycle					
Addressing Challenging Behaviors (Part 1, Secondary): Understanding the Acting-Out Cycle					
Addressing Challenging Behaviors (Part 2, Elementary): Behavioral Strategies					
Addressing Challenging Behaviors (Part 2, Secondary): Behavioral Strategies					
Behavioral Principles: The Basics of Understanding Student Behavior					
Classroom Behavior Management (Part 1): Key Concepts and Foundational Practices					
Classroom Behavior Management (Part 2, Elementary): Developing a Behavior Management Plan					

Additional Tips

- ▶ Demonstrate website accessibility features. 
- ▶ Encourage students to provide feedback using the Module Feedback Form link located throughout all modules.
- ▶ Return often to **New & Coming Soon** to learn about revised and upcoming IRIS resources.
- ▶ **Join our e-newsletter** to be notified of new and revised resources.
- ▶ Email iris@vanderbilt.edu to gain access to Assessment answer keys.
- ▶ For more tips, visit <https://iris.peabody.vanderbilt.edu/resources/faculty/tips/>


Challenge

Initial Thoughts

Perspectives & Resources

Wrap Up

Assessment

 [Provide Feedback](#)