




IRISCENTER™

Fall • 2019

THE IRIS STANDARD



Welcome to this very special back-to-school edition of the **IRIS Standard!** With a new academic year upon us, it's a great time to catch our readers up on everything the IRIS Center has accomplished in the spring and summer months. In the sections below, you'll find all the news about our latest resources and online tools, partnerships, fun facts, and more.



Elevating Our Game: High-Quality IEPs

It's one thing for the U.S. Supreme Court's ruling in *Endrew F. v. Douglas County School District* (2017) to dramatically change how educators and school leaders approach the development and implementation of IEPs. It's another thing entirely for educators to know what that means in practical, day-to-day terms in their own schools and districts. Fortunately, IRIS—by special request from OSEP—has developed a pair of online interactive learning modules to help you navigate these new waters.

- [**IEPs: Developing High-Quality Individualized Education Programs**](#) explains the step-by-step process of developing high-quality IEPs, as

outlined in IDEA, and provides additional considerations in light of the Supreme Court's ruling in *Endrew F.*

- **IEPs: How Administrators Can Support the Development and Implementation of High-Quality IEPs** offers guidance on how to support and facilitate the development and implementation of high-quality IEPs and is the perfect way for administrators to ensure that they understand and are carrying out their crucial role in the IEP process.



Wrap-Around Resources

Let's Wrap It Up: Get More Out of Your IRIS

There's always more to an IRIS Module than meets the eye, and our resources on high-quality IEPs are certainly no exception. Our wrap-around resources—including this informative handout on **properly constituted IEP teams** and these information briefs on **common errors in the IEP process** (and how to avoid them) and **progress monitoring toward a student's IEP goals**—are thoughtfully developed to help you extend and deepen your learning.

Need PD that's
Trustworthy?
Reliable?
Flexible?
IRIS does that.


(Explore our online PD options today.)





Tool Time: For Faculty / For PD Providers

Planning your semester? Searching for tools and inspiration? As always, IRIS has you covered. The [For Faculty](#) and [For PD Providers](#) sections of our Website are positively overflowing with readymade resources just waiting for you. [Curriculum matrices](#), [sample syllabi](#) and [PD activities](#), [wrap-around content maps](#) to extend and deepen your use of IRIS modules, [planning forms](#), and so much more, it's all here, it's all free, and it's all developed with the same care and quality you've come to expect from the IRIS Center. Don't wait. Click the links above to begin your exploration.



STAY UP TO DATE

Real Talk: Is Your IRIS Ancient?

It's come to our attention that quite a few educators download and save our PDF resources to use and reuse, semester after semester, sometimes for years on end. But what you may not know is that IRIS frequently updates our collections of case study units, course/PD activities, fundamental skill sheets, and more.

So do us (and yourself) a favor: Visit the [IRIS Resource Locator \(IRL\)](#) and make absolutely sure you're using an IRIS resource with all the latest information, data, and terminology. And while you're there, you might just be surprised at how many all-new resources you've been missing out on, too. We think you'll be surprised by what you find.

IRIS Faculty Quick Tip: Instead of downloading and saving an IRIS resource PDF, simply include the URL in your course syllabus. That way, your IRIS is always up-to-date!



IRIS Partner Spotlight

From Our Friends: Back-to-School Resources

When it comes to back-to-school resources, the IRIS Center is far from the only game in town. Many of our partner centers also make available terrific tools and information. Below is just a small sample.

College faculty in search of reliable online materials might want to visit:


- [CAST](#) — here you will find information on the use of [Universal Design for Learning \(UDL\)](#) at the college level, as well as [flexible course design](#) and [UDL-designed course syllabi](#).
- [CEEDAR](#) — offers [innovation configurations](#) to identify content that should be covered in personnel prep programs and [course enhancement materials](#) to support its delivery.
- The [National Center on Intensive Intervention \(NCII\)](#) — makes available [course content and activity resources](#), [sample lessons](#), and [online learning modules](#).
- The [National Center for Leadership in Intensive Intervention \(NCLII\)](#) — offers a number of [Masters-level courses](#) that come readymade with a syllabus, PowerPoint slides, and directions for course activities. They also organize course readings, prepare assessments, and develop a case study to be used in the course.

Meanwhile, **PD providers** should not miss out on:

- The [National Center on Intensive Intervention \(NCII\)](#) — offers [online modules](#) and [coaching guides](#).
- The [National Center on Improving Literacy \(NCIL\)](#) — provides a wide variety of [resources for schools and districts](#), including information on strategies for [teaching text structure](#), [dyslexia interventions](#), and [phonics instruction](#).

Finally, we haven't forgotten about resources **for parents**:

- The [Center for Parent Information and Resources \(CPIR\)](#), [Understood](#), and the [National Center on Improving Literacy \(NCIL\)](#) — make available information and resource sections specifically designed for the parents and families of students with exceptional needs.



The screenshot shows the IRIS Center website interface. On the left, there's a navigation menu with options like 'Challenge', 'Initial Thoughts', 'Perspectives & Resources', 'Wrap Up', and 'Assessment'. The main content area features a circular diagram with five steps: 1. Challenge, 2. Initial Thoughts, 3. Perspectives & Resources, 4. Wrap Up, and 5. Assessment. A 'Module Outline' box is highlighted, containing a star icon and a summary of the module's main content and focus areas. To the right, a detailed 'Outline' section is visible, including the IRIS Center logo, the title 'Developing High-Quality Individualized Education Programs (IEPs)', and a list of links for various resources like 'WIS 2018 Literacy Module', 'WIS 2018 Literacy Module', 'WIS 2018 Literacy Module', and 'WIS 2018 Literacy Module'.

IRIS Module Outlines: Unlocked

Step 1: Locate the outline on any module homepage

Step 2: Download & save the PDF

Step 3: Type notes in the interactive fields

Step 4: There is no Step 4



Enjoy the **IRIS Standard**? Want to share it with someone you know? Use the buttons below to post this newsletter to your social media pages and encourage your friends and colleagues to sign up for our email list so they never miss another edition! Meanwhile, thanks for reading. We'll see you next time.



iris.peabody.vanderbilt.edu



The IRIS Center is funded through a cooperative agreement with the U.S. Department of Education, Office of Special Education Programs (OSEP) Grant #H325E170001. The contents of this Website do not necessarily represent the policy of the U.S. Department of Education, and you should not assume endorsement by the Federal Government. Project Officer, Sarah Allen.

Keep Up With IRIS

