

Description:

Bookshare: Providing Accessible Materials for Students with Print Disabilities

Notes: _____




Description:

In this module, you will meet three students.

Gemma is a ninth grader with low vision.

Notes: _____



Description:

She can use a magnifier to enlarge text, but this causes eye strain and often results in headaches.

Notes: _____



Description:

For this reason, she prefers to read content in braille.

Notes: _____



Description:

Thomas is a fifth grader who has cerebral palsy.

Notes: _____



6.

Description:

Because he has difficulty with tasks that require manual dexterity, such as holding a book and turning the pages, he prefers reading text on his computer.

Notes: _____



7.

Description:

Liza is a third grader who has difficulty decoding printed words. Consequently, when reading, she spends more time sounding out words than trying to understand the text.

Notes: _____



8.

Description:

But after listening to a story, she can retell the events at great length.

Notes: _____



9.

Description:

Although these students have diverse needs, they all have difficulty accessing standard text.

Notes: _____



10.

Description:

Despite thorough planning, their teachers notice them having frequent difficulty participating in class and demonstrating their learning.

Notes: _____




11.

Description:

And while they know providing accessible educational materials can reduce barriers for these students,

Notes: _____



12.

Description:

they've had trouble locating them.

Notes: _____

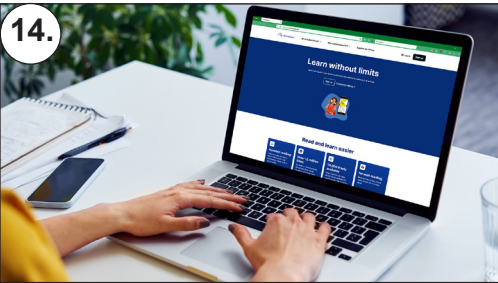


13.

Description:

One of these teachers, however, recalls hearing about Bookshare—

Notes: _____



14.

Description:

an online platform that simplifies the process.

Notes: _____



15.

Description:

Here's your challenge:

Notes: _____

16. What should educators understand about students who have trouble accessing standard print?

Description:
 What should educators understand about students who have trouble accessing standard print?

Notes: _____

17. What should educators understand about students who have trouble accessing standard print?
 What is Bookshare, and how can educators and students access its services?

Description:
 What is Bookshare, and how can educators and students access its services?



Notes: _____

18. What should educators understand about students who have trouble accessing standard print?
 What is Bookshare, and how can educators and students access its services?
 How can educators implement Bookshare materials in the classroom?

Description:
 How can educators implement Bookshare materials in the classroom?

Notes: _____

19. For more resources about evidence-based instructional and behavioral practices, visit: iris.peabody.vanderbilt.edu or iriscenter.com



This module was developed in collaboration with Bookshare.

The contents of this resource were developed under a grant from the U.S. Department of Education, #H22202001. However, those contents do not necessarily represent the views of the U.S. Department of Education, and you should not assume endorsement by the Federal Government if you appear on this page.

Description:
 For more open educational resources (OERs) about evidence-based instructional and behavioral practices, visit: iris.peabody.vanderbilt.edu or iriscenter.com

Notes: _____

20. For more resources about evidence-based instructional and behavioral practices, visit: iris.peabody.vanderbilt.edu or iriscenter.com

This module was developed in collaboration with Bookshare.

The contents of this resource were developed under a grant from the U.S. Department of Education, #H22202001. However, those contents do not necessarily represent the views of the U.S. Department of Education, and you should not assume endorsement by the Federal Government if you appear on this page.

Description:
 This module was developed in collaboration with Bookshare.

Notes: _____

