

Leader Cue Card #1

Before Reading

1. "We know that today's topic is _____."
2. "Let's brainstorm and write in our learning logs everything we already know about the topic."
3. "Who would like to share their best ideas?"
4. "Now let's predict. Look at the title, pictures, and headings and think about what we might learn today. Write your ideas in your learning logs."

The text on the cards has been reprinted with permission from Sopris West Educational Services. Collaborative Strategic Reading, by Janette Klingler, Sharon Vaughn, Joseph Dimino, Jeanne Schumm, and Diane Bryant, 2001.

Leader Cue Card #2

During Reading

1. "Who would like to read the section?"
2. Click and Clunk – "Did everyone understand what we read? If you did not, write your clunks in your learning log."
3. If someone has a clunk – "Clunk Expert, please help us out."
4. Get the Gist – "It's time to Get the Gist. Gist Expert, please help us out."
5. Repeat the steps on this card again for each section read.

The text on the cards has been reprinted with permission from Sopris West Educational Services. Collaborative Strategic Reading, by Janette Klingler, Sharon Vaughn, Joseph Dimino, Jeanne Schumm, and Diane Bryant, 2001.

Leader Cue Card #3

After Reading

1. "Now let's think of some questions to check if we really understood what we read."
"Remember to start your questions with **who**, **when**, **what**, **where**, **why**, or **how**. Everyone write your questions in your learning log."
2. "Who would like to share their best question?"
3. "In our learning logs, let's write down as much as we can about what we learned."
4. "Let's go around the group and each share something we learned."

The text on the cards has been reprinted with permission from Sopris West Educational Services. Collaborative Strategic Reading, by Janette Klingler, Sharon Vaughn, Joseph Dimino, Jeanne Schumm, and Diane Bryant, 2001.


Leader Cue Card #4

After Reading

Compliments and Suggestions

1. "The Encourager has been watching carefully and will now tell us two things we did really well as a group today."
2. "Is there anything that would help us do even better next time?"

The text on the cards has been reprinted with permission from Sopris West Educational Services. Collaborative Strategic Reading, by Janette Klingler, Sharon Vaughn, Joseph Dimino, Jeanne Schumm, and Diane Bryant, 2001.



Announcer Cue Card #1

Before Reading

1. Call on at least two people to say what they know.
2. Call on at least two people to say what they think they will learn.
3. Call on different people to read.

Remember to make sure only one person talks at a time!

The text on the cards has been reprinted with permission from Sopris West Educational Services. Collaborative Strategic Reading, by Janette Klingler, Sharon Vaughn, Joseph Dimino, Jeanne Schumm, and Diane Bryant, 2001.

Announcer Cue Card #2

During Reading

1. *Clunks* – Call on students who have clunks.
2. Call on students to help fix clunks.
3. *Gists* – Call on one person to say the gist.
4. Call on at least one other person to say his or her version of the gist.




The text on the cards has been reprinted with permission from Sopris West Educational Services. Collaborative Strategic Reading, by Janette Klingler, Sharon Vaughn, Joseph Dimino, Jeanne Schumm, and Diane Bryant, 2001.

Announcer Cue Card #3

After Reading

1. Call on two students to share their best questions.
2. Call on students to answer the questions.
3. Call on all students to say something they learned.

The text on the cards has been reprinted with permission from Sopris West Educational Services. Collaborative Strategic Reading, by Janette Klingler, Sharon Vaughn, Joseph Dimino, Jeanne Schumm, and Diane Bryant, 2001.



Encourager Cue Card #1

Before Reading

1. Brainstorm – Tell someone they did a good job saying what they already know.
2. Predict – Tell someone they did a good job saying what they think they will learn.

The text on the cards has been reprinted with permission from Sopris West Educational Services. Collaborative Strategic Reading, by Janette Klingler, Sharon Vaughn, Joseph Dimino, Jeanne Schumm, and Diane Bryant, 2001.

Encourager Cue Card #2

During Reading

1. Click and Clunk – Tell someone they did a good job figuring out a clunk.
2. Get the Gist – Tell someone they did a good job getting the gist.

The text on the cards has been reprinted with permission from Sopris West Educational Services. Collaborative Strategic Reading, by Janette Klingler, Sharon Vaughn, Joseph Dimino, Jeanne Schumm, and Diane Bryant, 2001.

Encourager Cue Card #3

After Reading

1. Wrap up questions – Tell someone they asked a good question.
2. Wrap up review – Tell someone they did a good job saying what they learned.

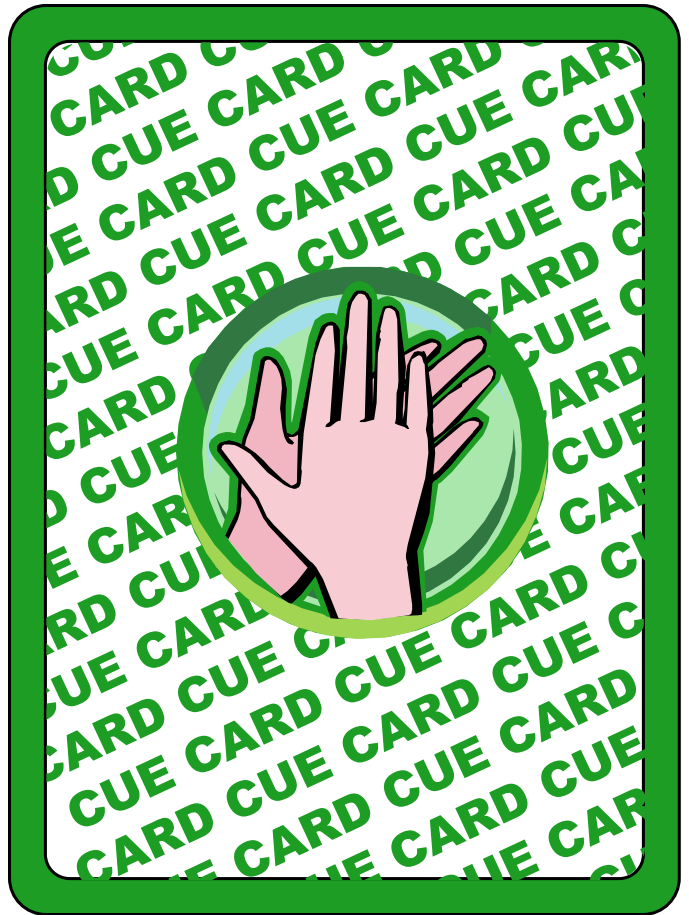

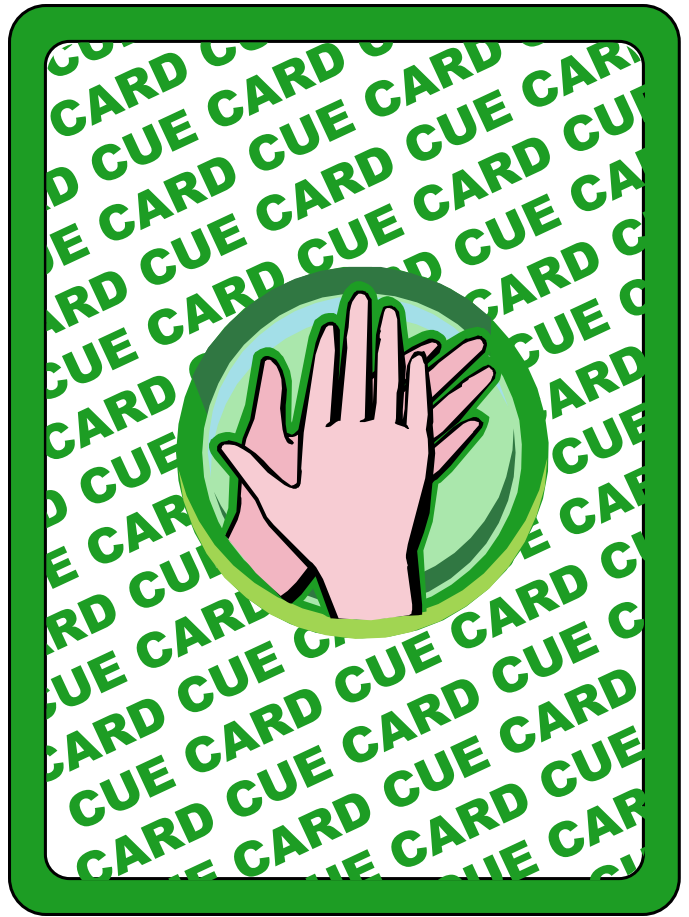

The text on the cards has been reprinted with permission from Sopris West Educational Services. Collaborative Strategic Reading, by Janette Klingler, Sharon Vaughn, Joseph Dimino, Jeanne Schumm, and Diane Bryant, 2001.

Encourager Cue Card #4

After Reading

1. Tell two things your group did well today.
2. Tell two things your group can do even better next time.


The text on the cards has been reprinted with permission from Sopris West Educational Services. Collaborative Strategic Reading, by Janette Klingler, Sharon Vaughn, Joseph Dimino, Jeanne Schumm, and Diane Bryant, 2001.



Gist Expert Cue Card

1. "What is the most important idea we have learned about the topic so far? Everyone think of the gist and write it in your learning log."
2. "Announcer, please call on someone to share their gist."
3. "Does anyone have a different gist they would like to share?"
4. "Announcer, call on someone else to share their gist."
5. Help your group come up with a gist that includes the most important information, leaves out details, and is ten words or less.

The text on the cards has been reprinted with permission from Sopris West Educational Services. Collaborative Strategic Reading, by Janette Klingler, Sharon Vaughn, Joseph Dimino, Jeanne Schumm, and Diane Bryant, 2001.



Clunk Expert Cue Card

1. "What is your clunk?"
2. "Does anyone know the meaning of the clunk?"


If YES

- a. "Please explain what the clunk means."
- b. "Does everyone understand now?"

If NO

- a. Read Clunk Card #1.

The text on the cards has been reprinted with permission from Sopris West Educational Services. Collaborative Strategic Reading, by Janette Klingler, Sharon Vaughn, Joseph Dimino, Jeanne Schumm, and Diane Bryant, 2001.



Timekeeper Cue Card #1

Before Reading

1. "We have 1 minute and 30 seconds to write what we know."
2. "We have 1 minute and 30 seconds to write what we think we will learn."

The text on the cards has been reprinted with permission from Sopris West Educational Services. Collaborative Strategic Reading, by Janette Klingler, Sharon Vaughn, Joseph Dimino, Jeanne Schumm, and Diane Bryant, 2001.

Timekeeper Cue Card #2

Before Reading

1. Before the group begins reading each section say, "We have six minutes for this section."

The text on the cards has been reprinted with permission from Sopris West Educational Services. Collaborative Strategic Reading, by Janette Klingler, Sharon Vaughn, Joseph Dimino, Jeanne Schumm, and Diane Bryant, 2001.

Timekeeper Cue Card #3

After Reading

1. Before wrap up begins say, "We have five minutes to wrap up."
2. "We have two minutes to write our questions."
3. "We have 1 minute and 30 seconds to write what we learned."

The text on the cards has been reprinted with permission from Sopris West Educational Services. Collaborative Strategic Reading, by Janette Klingler, Sharon Vaughn, Joseph Dimino, Jeanne Schumm, and Diane Bryant, 2001.

