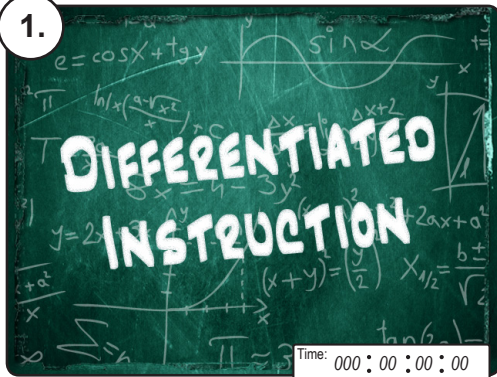


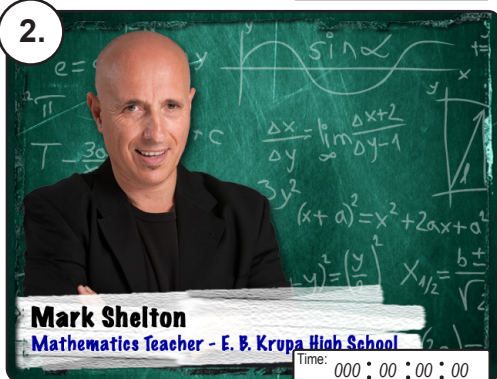
1.



Description:  
[Music intro]

Notes: \_\_\_\_\_  
 \_\_\_\_\_  
 \_\_\_\_\_  
 \_\_\_\_\_  
 \_\_\_\_\_  
 \_\_\_\_\_

2.




Description:

Mr. Shelton has taught high school honors and Advanced Placement

Notes: \_\_\_\_\_  
 \_\_\_\_\_  
 \_\_\_\_\_  
 \_\_\_\_\_  
 \_\_\_\_\_  
 \_\_\_\_\_

3.




Description:

or AP mathematics courses for the last twenty-three years.

Notes: \_\_\_\_\_  
 \_\_\_\_\_  
 \_\_\_\_\_  
 \_\_\_\_\_  
 \_\_\_\_\_  
 \_\_\_\_\_

4.




Description:

He primarily has used whole-group instruction to present concepts and

Notes: \_\_\_\_\_  
 \_\_\_\_\_  
 \_\_\_\_\_  
 \_\_\_\_\_  
 \_\_\_\_\_  
 \_\_\_\_\_

5.




Description:

to model problem-solving processes on the board.

Notes: \_\_\_\_\_  
 \_\_\_\_\_  
 \_\_\_\_\_  
 \_\_\_\_\_  
 \_\_\_\_\_  
 \_\_\_\_\_

6.



Description:

His students seemed to learn the information and performed well on in-class tests

Notes: \_\_\_\_\_

---

---

---

---


---

---

---

---

7.



Description:

and AP exams.

Notes: \_\_\_\_\_

---

---

---

---


---

---

---

---

8.



Description:

Two years ago Mr. Shelton

Notes: \_\_\_\_\_

---

---

---

---


---

---

---

---

9.



Description:

began teaching Algebra I, a required course for all students.

Notes: \_\_\_\_\_

---

---

---

---


---

---

---

---

10.



Description:

Although he is teaching the concepts in the same manner as before,

Notes: \_\_\_\_\_

---

---

---

---

---


---

---

---



11.



Description:

many of his Algebra I students are not performing well. Some of them score poorly on in-class tests,

Notes: \_\_\_\_\_

---

---

---

---


---

---

---

---

12.



Description:

others look bored or even fall asleep during class.

Notes: \_\_\_\_\_

---

---

---

---


---

---

---

---

13.



Description:

Mr. Shelton has heard other teachers talk about things like this in the past but has never experienced them in his own classroom.

Notes: \_\_\_\_\_

---

---

---

---


---

---

---

---

14.



Description:

Seeking possible reasons for this difference in student performance,

Notes: \_\_\_\_\_

---

---

---

---


---

---

---

---

15.



Description:

he speaks to several Algebra I teachers in his district whose students are performing well. They point out that Mr. Shelton's Algebra I class probably has students with a wider range of ability levels than he is used to.

Notes: \_\_\_\_\_

---

---

---

---

---

---

---

---

16.



Description:

They explain that they use an approach called differentiated instruction to achieve their results.

Notes: \_\_\_\_\_

---

---

---

---


---

---

---

---

17.



Description:

Mr. Shelton is not sure what differentiated instruction is so he sets out to learn more.

Notes: \_\_\_\_\_

---

---

---

---

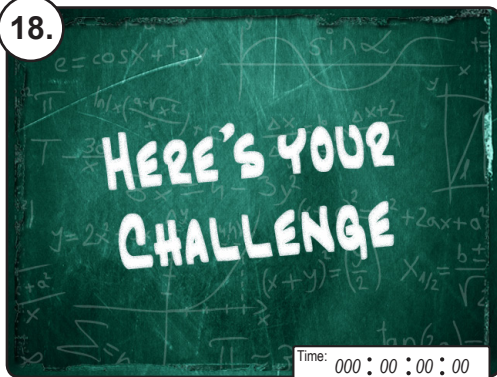
---

---

---

---

18.



Description:

Here is your Challenge

Notes: \_\_\_\_\_

---

---

---

---

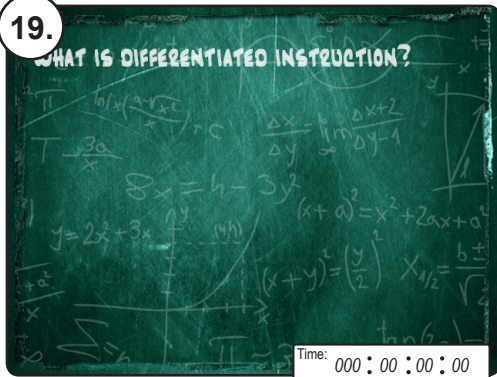
---

---

---

---

19.



Description:

What is differentiated instruction?

Notes: \_\_\_\_\_

---

---

---

---

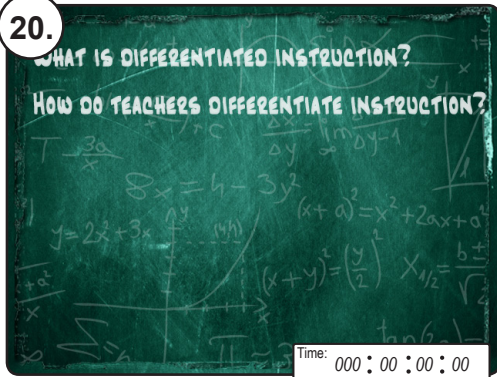
---

---

---

---

20.



Description:

How do teachers differentiate instruction?

Notes: \_\_\_\_\_

---

---

---

---

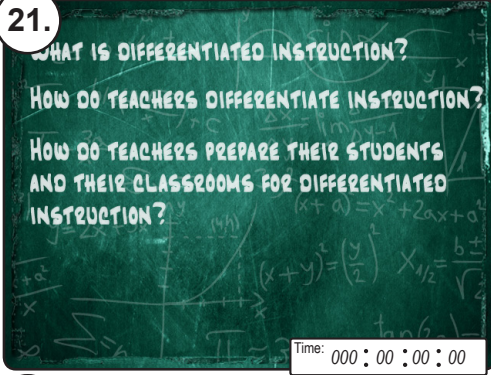
---

---

---

---

21.



Description:

How do teachers prepare their students and their classrooms for differentiated instruction?

Notes: \_\_\_\_\_

---

---

---

---

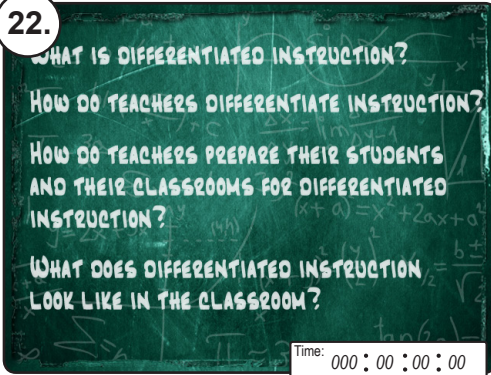
---

---

---

---

22.



Description:

What does differentiated instruction look like in the classroom?

Notes: \_\_\_\_\_

---

---

---

---

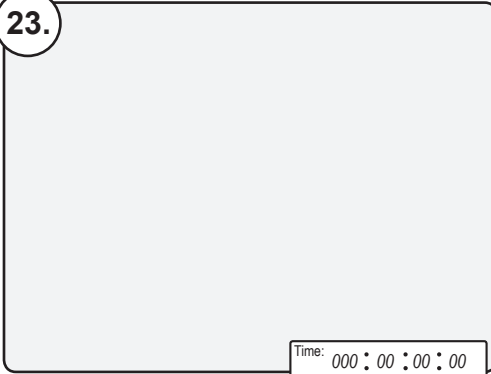
---

---

---

---

23.



Description:

Notes: \_\_\_\_\_

---

---

---

---

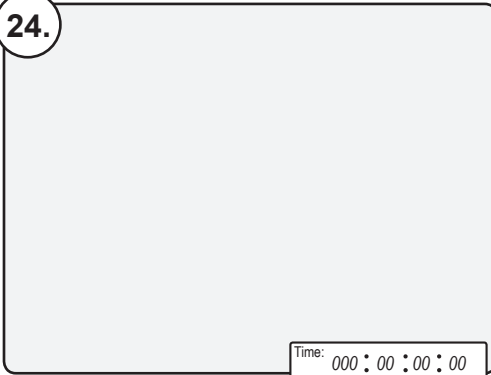
---

---

---

---

24.



Description:

Notes: \_\_\_\_\_

---

---

---

---

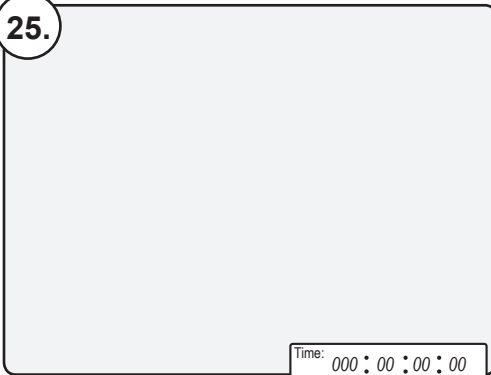
---

---

---

---

25.



Description:

Notes: \_\_\_\_\_

---

---

---

---

---

---

---

---

Module Title: Diferentiated Instruction

Developer(s): Kim Skow/ Janice Brown

Photographer(s): \_\_\_\_\_

Videographer(s): \_\_\_\_\_

Illustrator(s): Erik Dunton

Editor(s): Erik Dunton

Voice Talent(s): Philip Ives

Models(s): Shutterstock.com

Stock Footage: \_\_\_\_\_

Stock Photos: *Shutterstock.com, ClipArt.com*

Stock Illustrations: Shutterstock.com, ClipArt.com

Soundtrack: *Erik Dunton*

Props: \_\_\_\_\_

Production Notes: \_\_\_\_\_

---

---

---

---

---

---

---

---